

MaxWell

Solid State Relay

MS-DD Series

DC to DC Type

A Wide Range of models with 10 to 80A Output currents and Up to 480VDC output Voltages

- All models with the same universal standard size
- Operation indicator(red LED) enables monitoring operation
- Protective cover for greater safety
- DC input and DC output
- Fast response and robust
- No noise during the operation
- Chassis mount
- Mosfet output



Ordering Information(60V DC Load type)



Section 1: Basic Model Name

MS-DD: Maxwell 1 phase SSR(DC to DC type)

Section 2: Rated Load Voltage

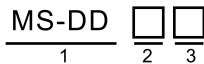
60: 60VDC

Section 3: Rated Load Current

10: 10A
25: 25A
40: 40A
60: 60A
80: 80A
100: 100A
120: 120A

▲ MS-DD6010: DC to DC SSR(10A load 60VDC)

Ordering Information(110V/220V/480V DC Load type)



Section 1: Basic Model Name

MS-DD: Maxwell 1 phase SSR(DC to DC type)

Section 2: Rated Load Voltage

110: 110VDC
220: 220VDC
480: 480VDC

Section 3: Rated Load Current

10: 10A
25: 25A
40: 40A
60: 60A
80: 80A
100: 100A
120: 120A

▲ MS-DD11010: DC to DC SSR(10A load 110VDC)

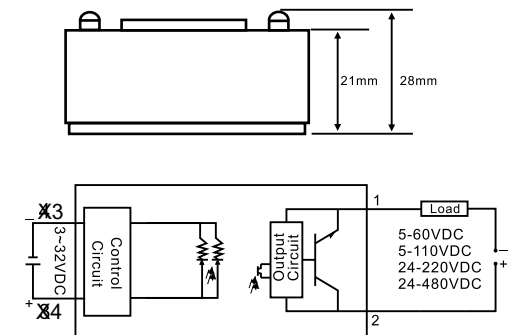
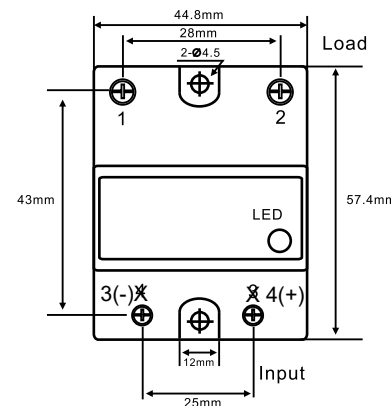
Specifications(60VDC Load type)

Load Voltage	60VDC
Control Voltage	3-32V DC
Control Current	5-50mA DC
On Voltage Drop	≤1.5V
Off-leakage Current	≤2mA
On-off Time	≤10mS
Dielectric Strength	2000V AC
Insulation Resistance	500MΩ/500VDC
Ambient Temperature	-30°C~+75°C
Mounting	Chassis Mount
Indicator	LED
Weight	

Specifications(110/240/480VDC Load type)

Load Voltage	110VDC / 220VDC / 480VDC
Control Voltage	3-32V DC
Control Current	5-25mA DC
On Voltage Drop	≤2.3V
Off-leakage Current	≤2mA
On-off Time	≤10mS
Dielectric Strength	2000V AC
Insulation Resistance	500MΩ/500VDC
Ambient Temperature	-30°C~+75°C
Mounting	Chassis Mount
Indicator	LED
Weight	

Wiring and Dimensions



Temperature Controller/Solid State Relay/Rotary Encoder